

DESCALING PUMPS POMPE DISINCROSTANTI



CLEANING TECHNOLOGY

EN DESCALING PUMPS
IT POMPE DISINCROSTANTI

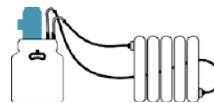
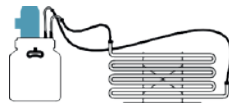
DEPPF DESCALING PUMPS
POMPE DISINCROSTANTI DEPPF



EN	IT	Pump / Pompa	Tank material / Materiale tanica	Tank capacity / capacità tanica	Q max	H max	Motor / Motore	Hose adaptors / Portagomma
COD.				Lt	m ³ /h	m w.c	kW	mm
		DEPGP10	PE	30	3	20	550 W	3/4" x 20
		DEPAS20	PE	108	4	6.5	0.25	Ø 25
		DEPAS30	PE	230	14	16	1.5	Ø 30
		DEPAS40	PE	230	23	18	2.2	Ø 40
		DEPAS30	PE	315	14	16	1.5	Ø 30
		DEPAS40	PE	315	23	18	2.2	Ø 40
		DEPAS50	PE	315	40	25	3	Ø 60

A **DESCALING**
Rapid descaling
of pipes, coils,
circuits.

DISINCROSTARE
Rapida disincrostazione
di tubi, resistenze e
circuiti.

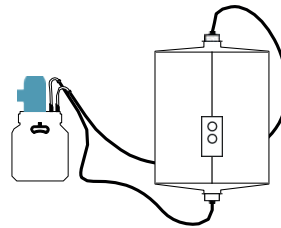
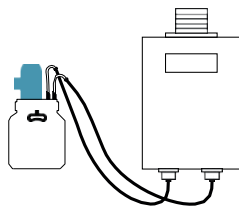


D **WASHING OUT
IMPURITIES**
Chemical cleaning
of domestic
systems of various
kinds.

PULIZIA IMPERENZE
Pulizia chimica di
sistemi domestici di
vario tipo

B **CLEANING OF
SYSTEMS**
Cleaning of
heating and air
conditioning
systems

PULIZIA DEI SISTEMI
Pulizia di scaldabagno
e sistemi di condizio-
namento aria

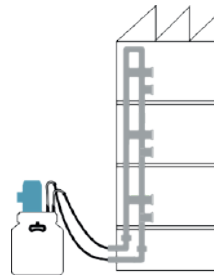
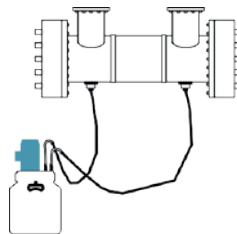


E **MAINTENANCE**
Maintenance of
boilers and water
heaters.

MANUTENZIONE
Manutenzione di
boilers e pompe di
calore

C **SANITATION**
Sanitation of
purifiers,
evaporators,
exchangers.

SANIFICAZIONE
Sanificazione da
impurezze,
evaporatori,
scambiatori



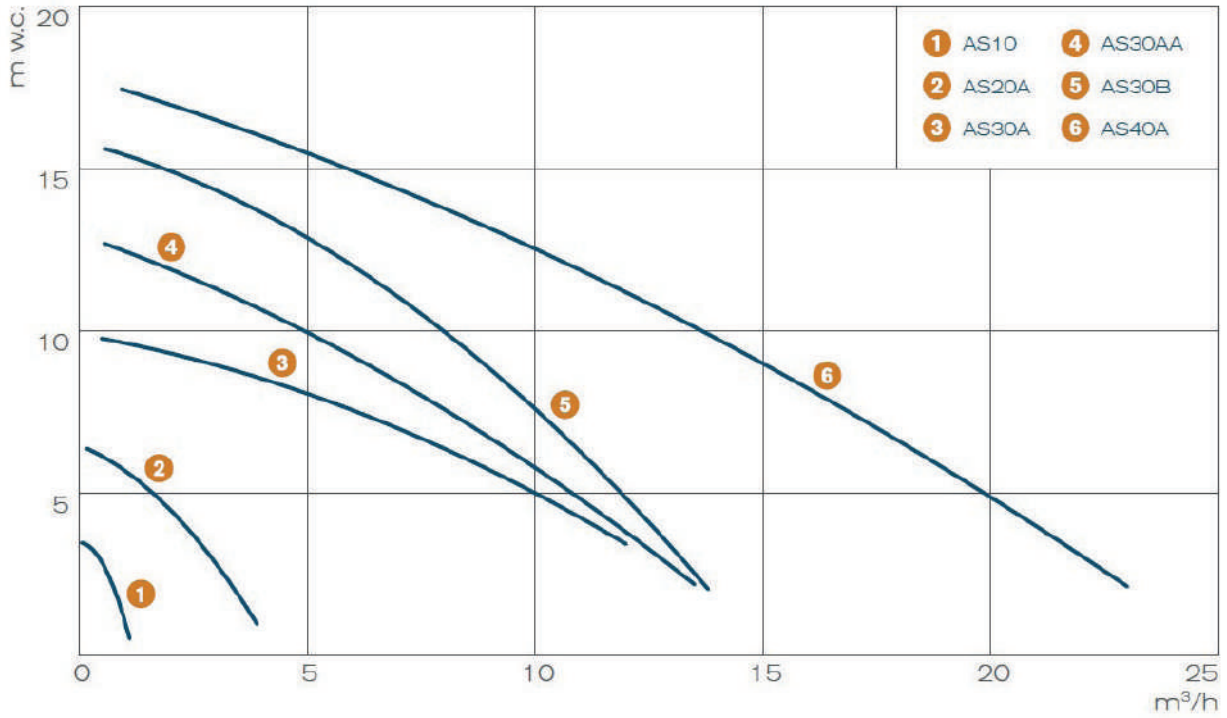
F **CHEMICAL WASHING**
Chemical washing
of civil and
industrial systems

LAVAGGIO CHIMICO
Lavaggio chimico
di sistemi e
impianti civili e
industriali

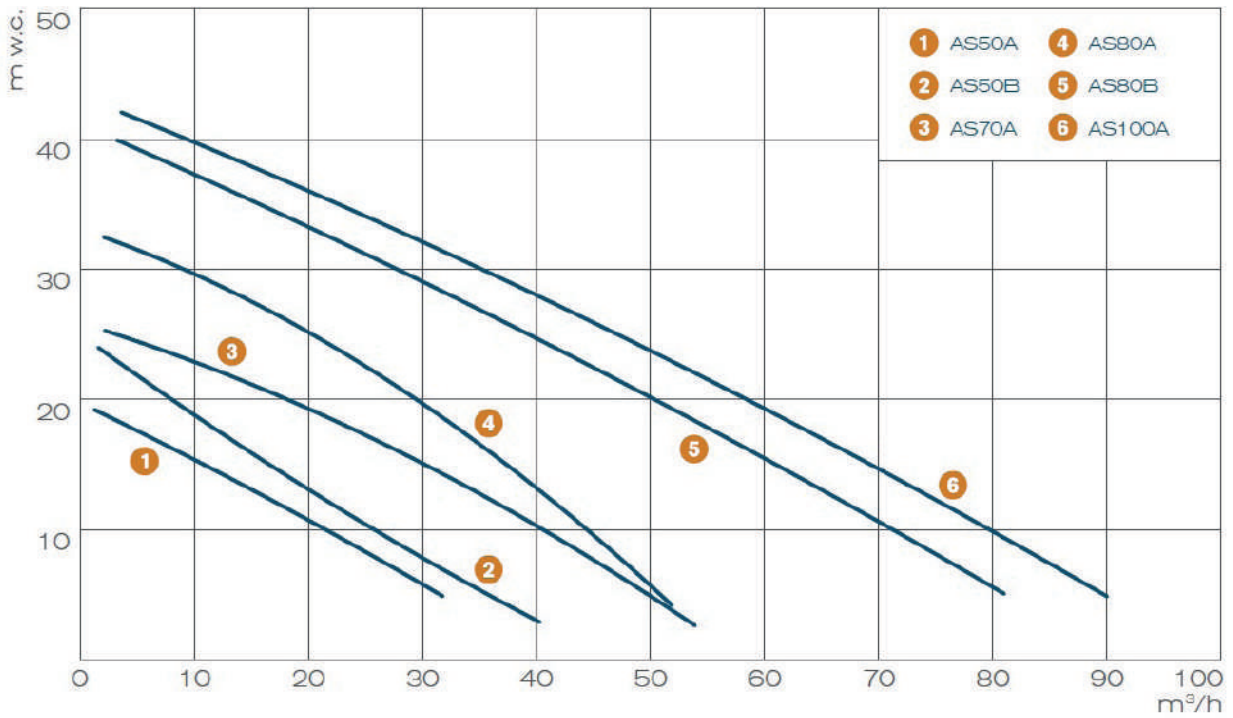
EN Technical data subject to change without notice.
IT For special needs, please contact our technical office.

Dati suscettibili di variazione senza preavviso.
Per particolari necessità tecniche contattare l'ufficio tecnico.

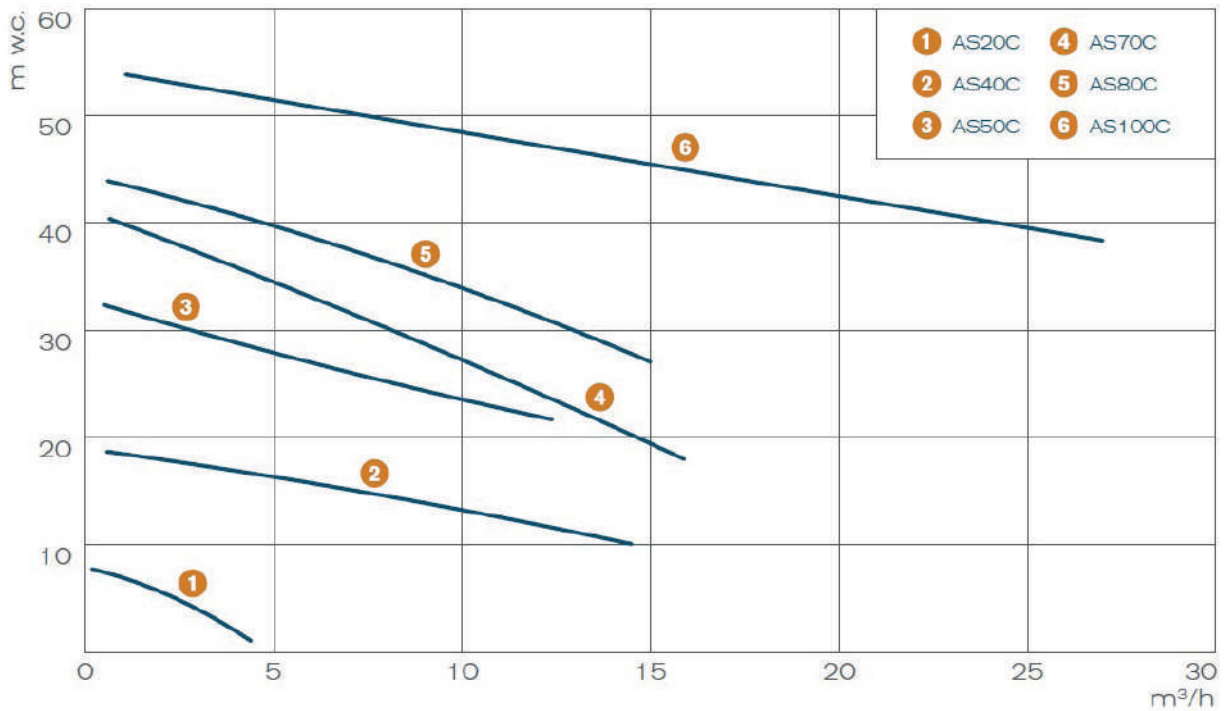
PUMPS PERFORMANCE CURVES / CURVE DI PRESTAZIONE - 50 Hz
 GENERAL GRAPHIC / GRAFICO GENERALE



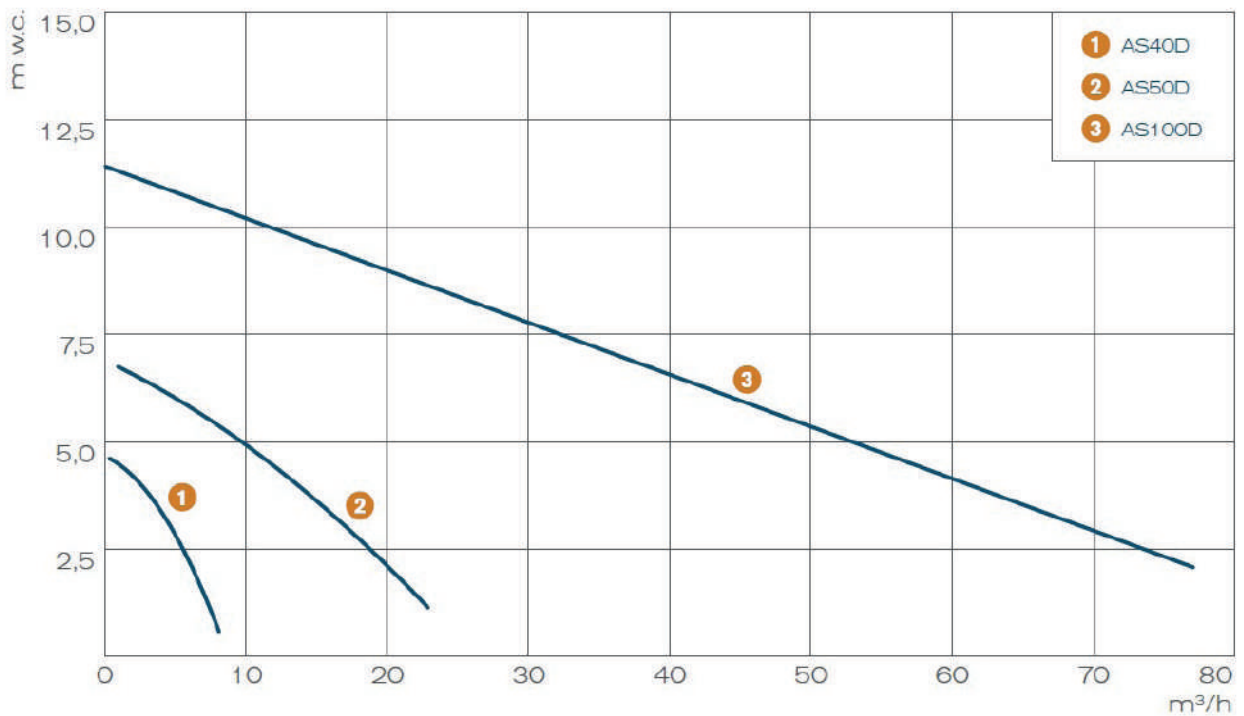
PUMPS PERFORMANCE CURVES / CURVE DI PRESTAZIONE
 OPEN IMPELLER / GIRANTI APERTE - 2900 rpm



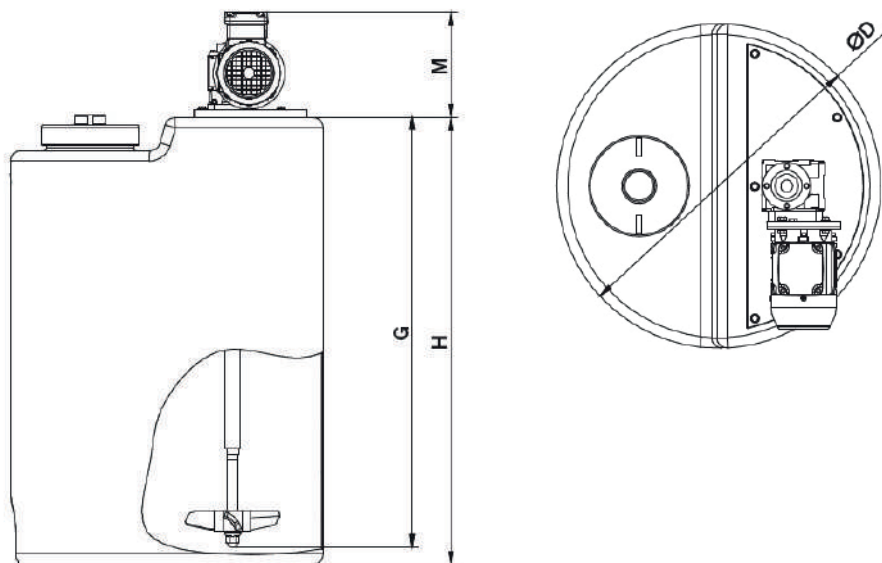
PUMPS PERFORMANCE CURVES / CURVE DI PRESTAZIONE - 50 Hz
CLOSES IMPELLER / GIRANTI CHIUSE - 2900 rpm



PUMPS PERFORMANCE CURVES / CURVE DI PRESTAZIONE - 50 Hz
4 POLES MOTOR / MOTORE A 4 POLI - 1450 rpm



EN IT QUOTES / DIMENSIONI



Model / Modello	Tank volume / Volume serbatoio	D	G	H	Mmax
DEPAR30+DS05	60 l	380 mm	640 mm	680 mm	210 mm
DEPAR30+DS1	108 l	470 mm	640 mm	680 mm	210 mm
DEPAR30+DS2	230 l	610 mm	830 mm	870 mm	210 mm
DEPAR30+DS3	315 l	680 mm	910 mm	960 mm	210 mm
DEPAR50+DS5	530 l	830 mm	980 mm	1065 mm	510 mm
DEPAR50+DS6	600 l	760 mm	1400 mm	1485 mm	510 mm
DEPAR50+DS10	1040 l	1005 mm	1350 mm	1425 mm	510 mm

EN Dimensions in mm. technical data subject to change without notice.
IT Mmax: maximum motor dimension

Dimensioni in mm. Dati suscettibili di variazione senza preavviso.
Mmax: dimensione massima motore (a seconda del costruttore)..

